

KHA

design by SILVIA PAOLA PENNACCHIO



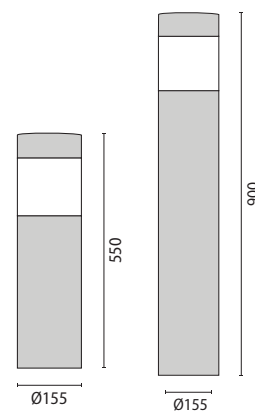
- AN-96 / Anthracite gray / Textured
- BK-81 / Black / Textured
- INOX / Stainless steel / Matt

Range of bollards, comprising:

- Housing and cap made of AISI 316 electropolished stainless steel or powder coated aluminium, depending on versions
- UV stabilised transparent polycarbonate diffuser
- Extra pure polished aluminium reflectors
- Anti-ageing silicone gasket
- Technopolymer connection box with automatic fuse holder to facilitate power connection
- LED versions are manufactured with high performance LED arrays
- Inner aluminum extruded LED heat sink
- Stainless steel external screws
- Technopolymer electrical gear support
- Fixing rods are available as accessories for installation on cement
- Anti tear cable gland for through-wiring available as accessory
- Die-cast aluminium floor mount base polyester, powder coated after chemical conversion treatment of the surface



Full cut-off.



KHA 5 LED C/EW

IK10 24J xx9

LAMPHOLDER	WATTAGE	CLASS		CRI	KELVIN	COS Φ ≥0.9	OPTIC	OPTIC BEAM	LIGHTSOURCE LUMEN OUTPUT	LUMINAIRE LUMEN OUTPUT	L	B	LIFETIME	COLOUR/ RAL	PART NUMBER
Power LED 220-240 V 50/60 Hz															
LED	19 W	I		70	5000	•	C/EW	-	2684 lm	1380 lm	80	10	50000 h	●	06060496
LED	19 W	II		70	5000	•	C/EW	-	2684 lm	1380 lm	80	10	50000 h	●	06061396
LED	19 W	I		80	4000	•	C/EW	-	2448 lm	1357 lm	80	10	50000 h	●	06060196
LED	19 W	II		80	4000	•	C/EW	-	2448 lm	1357 lm	80	10	50000 h	●	06061096
LED	19 W	I		80	3000	•	C/EW	-	2370 lm	1182 lm	80	10	50000 h	●	06059896
LED	19 W	II		80	3000	•	C/EW	-	2370 lm	1182 lm	80	10	50000 h	●	06060796
LED	19 W	I		70	5000	•	C/EW	-	2684 lm	1380 lm	80	10	50000 h	●	06060381
LED	19 W	II		70	5000	•	C/EW	-	2684 lm	1380 lm	80	10	50000 h	●	06061281
LED	19 W	I		80	4000	•	C/EW	-	2448 lm	1357 lm	80	10	50000 h	●	06060081
LED	19 W	II		80	4000	•	C/EW	-	2448 lm	1357 lm	80	10	50000 h	●	06060981
LED	19 W	I		80	3000	•	C/EW	-	2370 lm	1182 lm	80	10	50000 h	●	06059781
LED	19 W	II		80	3000	•	C/EW	-	2370 lm	1182 lm	80	10	50000 h	●	06060681
LED	19 W	I		70	5000	•	C/EW	-	2684 lm	1380 lm	80	10	50000 h	●	06060504
LED	19 W	II		70	5000	•	C/EW	-	2684 lm	1380 lm	80	10	50000 h	●	06061404
LED	19 W	I		80	4000	•	C/EW	-	2448 lm	1357 lm	80	10	50000 h	●	06060204
LED	19 W	II		80	4000	•	C/EW	-	2448 lm	1357 lm	80	10	50000 h	●	06061104
LED	19 W	I		80	3000	•	C/EW	-	2370 lm	1182 lm	80	10	50000 h	●	06059904
LED	19 W	II		80	3000	•	C/EW	-	2370 lm	1182 lm	80	10	50000 h	●	06060804



KHA 5 C/EW

IK10 24J xx9

LAMPHOLDER	WATTAGE	CLASS		CRI	KELVIN	COS Φ ≥0.9	OPTIC	OPTIC BEAM	LIGHTSOURCE LUMEN OUTPUT	LUMINAIRE LUMEN OUTPUT	L	B	LIFETIME	COLOUR/ RAL	PART NUMBER
Fluorescent - electronic ballast 220-240 V 50/60 Hz															
GX24q-3/4	1x26/32/42 W	I		-	-	•	C/EW	-	-	-	-	-	-	●	05211296
GX24q-3/4	1x26/32/42 W	I		-	-	•	C/EW	-	-	-	-	-	-	●	05150681
GX24q-3/4	1x26/32/42 W	I		-	-	•	C/EW	-	-	-	-	-	-	●	05151804
Discharge - magnetic ballast 230 V 50 Hz															
G12	1x70 W	I		-	-	•	C/EW	-	-	-	-	-	-	●	05210996
G12	1x70 W	I		-	-	•	C/EW	-	-	-	-	-	-	●	05150381
G12	1x70 W	I		-	-	•	C/EW	-	-	-	-	-	-	●	05151504
G12	1x35 W	I		-	-	•	C/EW	-	-	-	-	-	-	●	05210896
G12	1x35 W	I		-	-	•	C/EW	-	-	-	-	-	-	●	05150281
G12	1x35 W	I		-	-	•	C/EW	-	-	-	-	-	-	●	05151404

KHA 9 LED C/EW

IK10 24J xx9

LAMPHOLDER	WATTAGE	CLASS		CRI	KELVIN	COS Φ ≥0.9	OPTIC	OPTIC BEAM	LIGHTSOURCE LUMEN OUTPUT	LUMINAIRE LUMEN OUTPUT	L	B	LIFETIME	COLOUR/ RAL	PART NUMBER
Power LED 220-240 V 50/60 Hz															
LED	19 W	I		70	5000	•	C/EW	-	2684 lm	1380 lm	80	10	50000 h	●	06063296
LED	19 W	II		70	5000	•	C/EW	-	2684 lm	1380 lm	80	10	50000 h	●	06064196
LED	19 W	I		80	4000	•	C/EW	-	2448 lm	1357 lm	80	10	50000 h	●	06062996
LED	19 W	II		80	4000	•	C/EW	-	2448 lm	1357 lm	80	10	50000 h	●	06063896
LED	19 W	I		80	3000	•	C/EW	-	2370 lm	1182 lm	80	10	50000 h	●	06062696
LED	19 W	II		80	3000	•	C/EW	-	2370 lm	1182 lm	80	10	50000 h	●	06063596
LED	19 W	I		70	5000	•	C/EW	-	2684 lm	1380 lm	80	10	50000 h	●	06063181
LED	19 W	II		70	5000	•	C/EW	-	2684 lm	1380 lm	80	10	50000 h	●	06064081
LED	19 W	I		80	4000	•	C/EW	-	2448 lm	1357 lm	80	10	50000 h	●	06062881
LED	19 W	II		80	4000	•	C/EW	-	2448 lm	1357 lm	80	10	50000 h	●	06063781
LED	19 W	I		80	3000	•	C/EW	-	2370 lm	1182 lm	80	10	50000 h	●	06062581
LED	19 W	II		80	3000	•	C/EW	-	2370 lm	1182 lm	80	10	50000 h	●	06063481
LED	19 W	I		70	5000	•	C/EW	-	2684 lm	1380 lm	80	10	50000 h	●	06063304
LED	19 W	II		70	5000	•	C/EW	-	2684 lm	1380 lm	80	10	50000 h	●	06064204
LED	19 W	I		80	4000	•	C/EW	-	2448 lm	1357 lm	80	10	50000 h	●	06063004
LED	19 W	II		80	4000	•	C/EW	-	2448 lm	1357 lm	80	10	50000 h	●	06063904
LED	19 W	I		80	3000	•	C/EW	-	2370 lm	1182 lm	80	10	50000 h	●	06062704
LED	19 W	II		80	3000	•	C/EW	-	2370 lm	1182 lm	80	10	50000 h	●	06063604



KHA 9 C/EW

IK10 24J xx9


LAMPHOLDER	WATTAGE	CLASS		CRI	KELVIN	COS Φ ≥0.9	OPTIC	OPTIC BEAM	LIGHTSOURCE LUMEN OUTPUT	LUMINAIRE LUMEN OUTPUT	L	B	LIFETIME	COLOUR/ RAL	PART NUMBER
Fluorescent - electronic ballast 220-240 V 50/60 Hz															
GX24q-3/4	1x26/32/42 W	I		-	-	•	C/EW	-	-	-	-	-	-	●	05211796
GX24q-3/4	1x26/32/42 W	I		-	-	•	C/EW	-	-	-	-	-	-	●	05152481
GX24q-3/4	1x26/32/42 W	I		-	-	•	C/EW	-	-	-	-	-	-	●	05153604
Discharge - magnetic ballast 230 V 50 Hz															
G12	1x70 W	I		-	-	•	C/EW	-	-	-	-	-	-	●	05211496
G12	1x70 W	I		-	-	•	C/EW	-	-	-	-	-	-	●	05152181
G12	1x70 W	I		-	-	•	C/EW	-	-	-	-	-	-	●	05153304
G12	1x35 W	I		-	-	•	C/EW	-	-	-	-	-	-	●	05211396
G12	1x35 W	I		-	-	•	C/EW	-	-	-	-	-	-	●	05152081
G12	1x35 W	I		-	-	•	C/EW	-	-	-	-	-	-	●	05153204

OPTIONAL ACCESSORIES

DESCRIPTION	COLOR	PART NUMBER
KHA		
Internal frosted glass sleeve fits inside the clear polycarbonate lamp cover to give a diffused light distribution, suitable for KHA 5 / KHA 9. Not possible for use in combination with A0312 accessory.		14049920
Internal anti-glare louvre provides controlled light distribution below horizontal, suitable for KHA 5 / KHA 9. Not possible for use in combination with A0313 accessory.		14049820
Internal aluminium cowl limits horizontal light output to 200°.		14049720
Concrete mounting adaptor with stainless steel plate and galvanised steel rods.		14049320
PG 13.5 anti-tearing cable gland for through wiring connection.		14002384



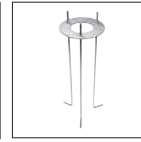
14049920



14049820



14049720




14049320



14002384

KHA 5 KHA 9



max 5,2 kg **max 6,8 kg**

